District LD 2

As of May 2026 Cumulative

Year	New Clubs	Dropped Clubs	Gain/ Loss Clubs	New Members	Charter Members	Reinstate Members	Transfer Members	Total Member Added	Total Members Dropped	Gain/ Loss Members
2021-2022	0	1	-1	102	1	27	8	138	199	-61
2022-2023	1	0	1	171	34	3	4	212	136	76
2023-2024	2	1	1	169	50	29	2	250	155	95
2024-2025	3	2	1	129	77	15	4	225	202	23
2025-2026	4	0	4	189	188	1	3	381	140	241
Average	**2**	**1**	**1**	**152**	**70**	**15**	**4**	**241**	**166**	**75**

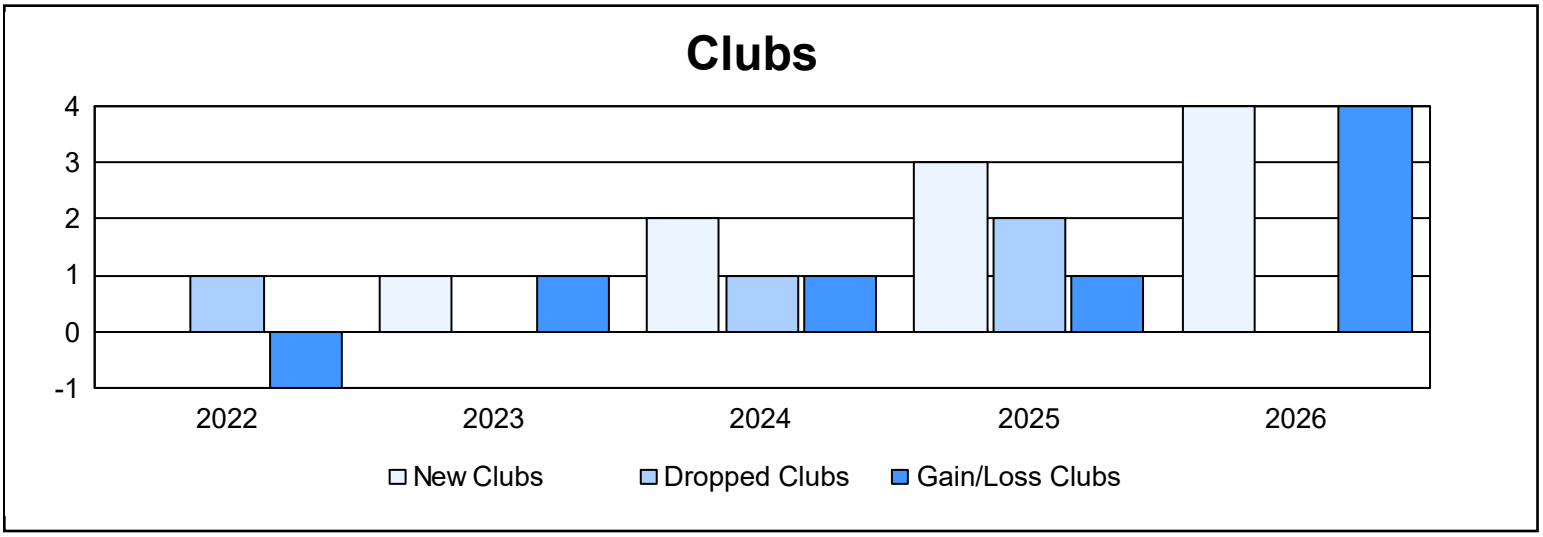

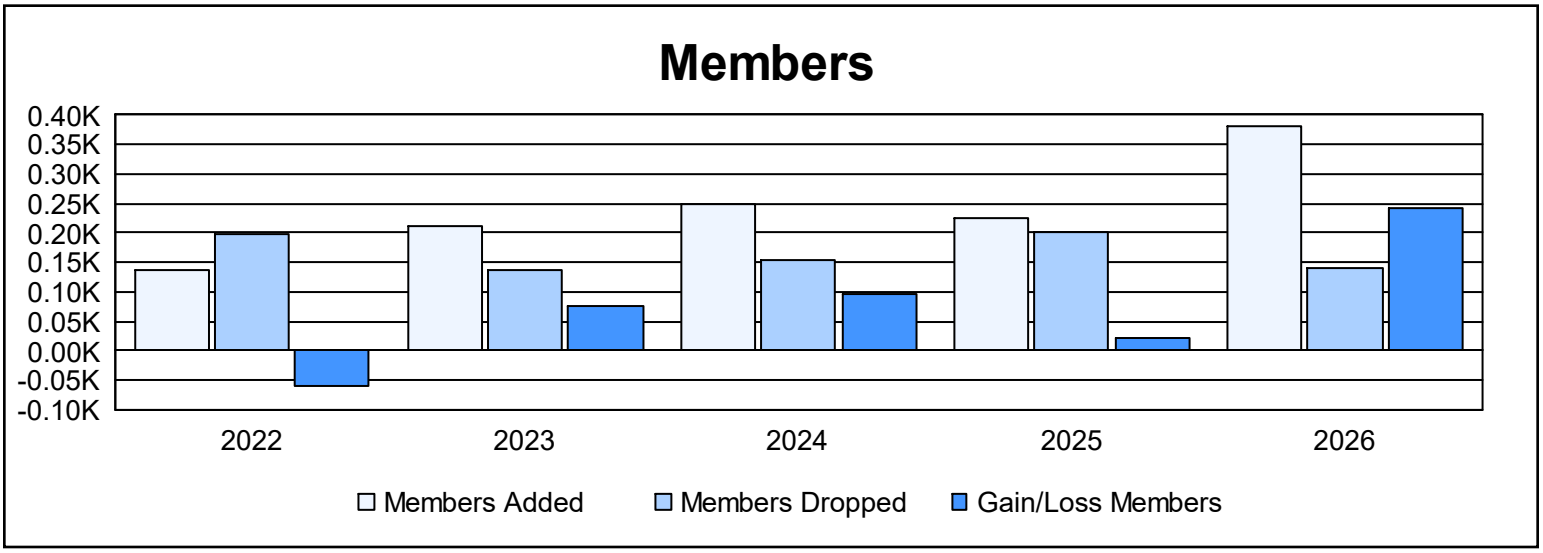

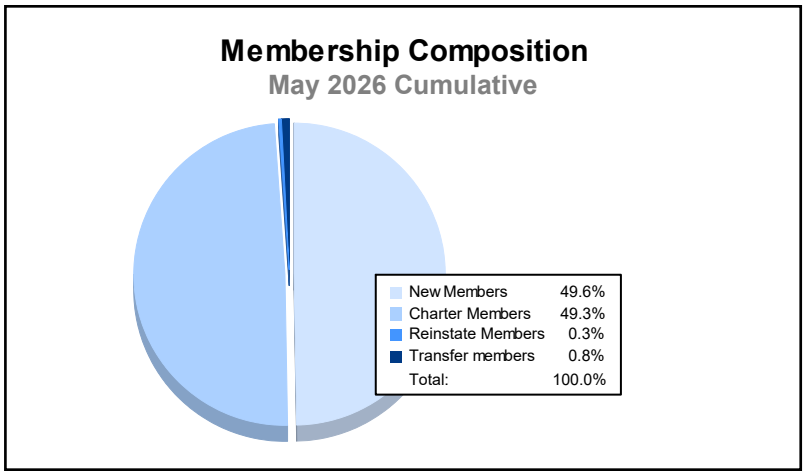
Membership Composition
May 2026 Cumulative
New Members 49.6%
Charter Members 49.3%
Reinstate Members 0.3%
Transfer members 0.8%
Total: 100.0%

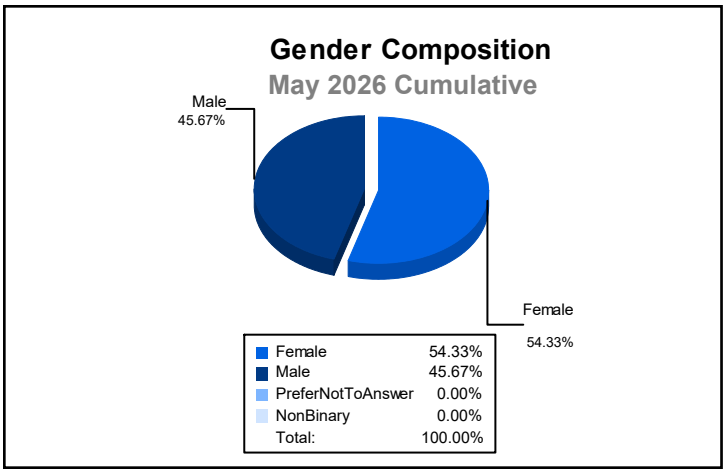
Gender Composition
May 2026 Cumulative
Male
45.67%
Female
54.33%
Female 54.33%
Male 45.67%
PreferNotToAnswer 0.00%
NonBinary 0.00%
Total: 100.00%